



# ***Guide to Linking Existing Savings Accounts to Max***

***(i.e. accounts not opened using the Max Common Application)***

# Contents

---

*What to do after linking your existing online savings accounts to your Max Dashboard*

---



Ally Bank

3

---



American Express Personal Savings

6

---



Barclays

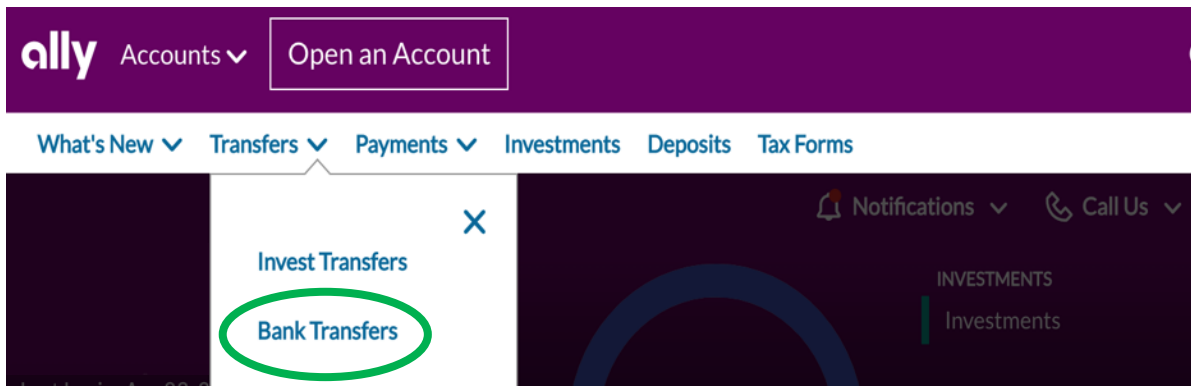
8

---

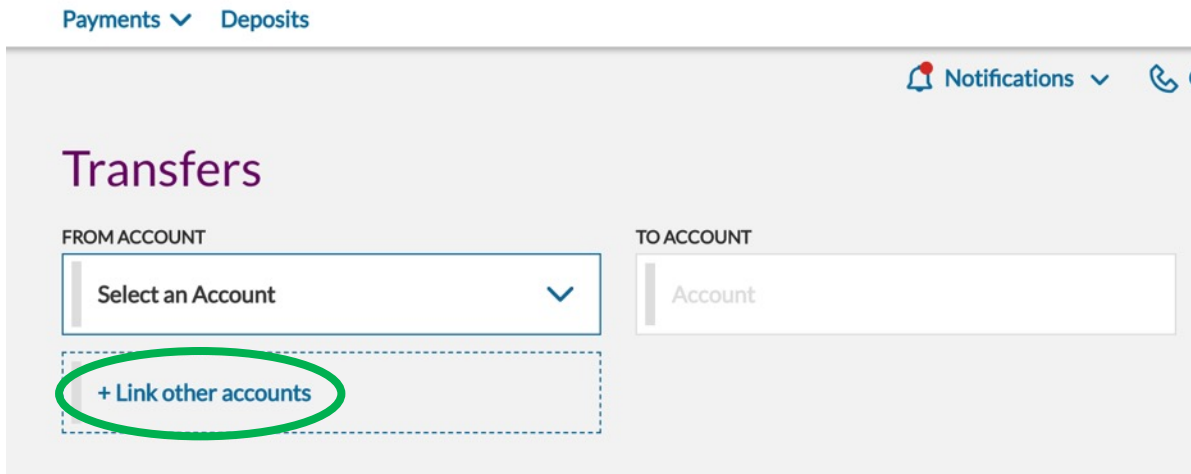
Accounts opened using the Max Common Application will automatically link to Max and to your linked checking account, so no further setup is required for those accounts.

# Linking Your Checking Account to Ally

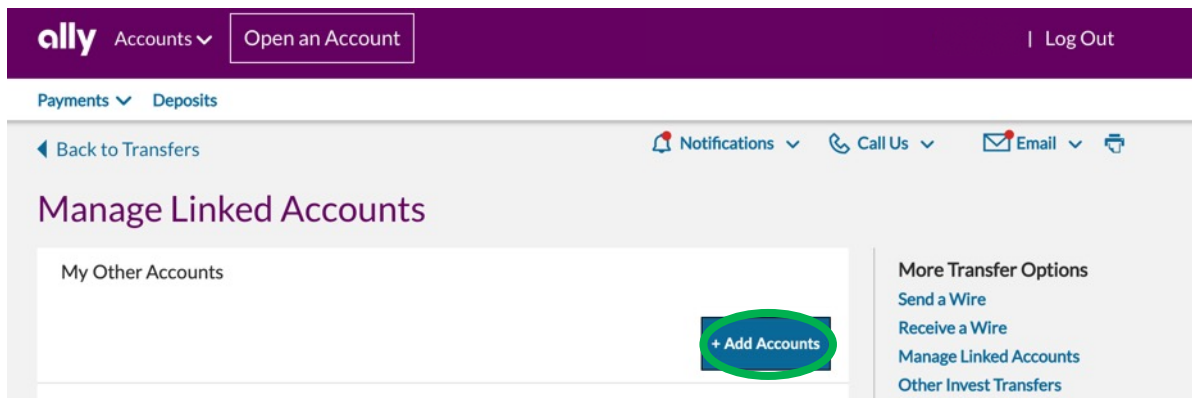
1) At the top of the Ally Bank website, select “Transfers” then “Bank Transfers”



2) Click on “Link other accounts”



3) Select “Add Accounts”



4) Select “Checking” as Account Type and fill in the requested information

### Max Checking Users:

You can find your routing and account number on the Checking tab atop your Max Dashboard.

5) Verify your account:

- instantly with your bank's login credentials

*or*

- with bank deposits

6) If you select "Verify with bank deposits," Ally will make two small deposits into your checking account; you will then have to verify the amounts by logging into your checking account in a few days

## Manage Linked Accounts

[Back to Manage Other Accounts](#)

### Verify your external bank account

For your protection, we need to verify that you own this RADIUS BANK, Checking, \*\*\*\*\*8724 account.

How would you like to verify your account?

Verify instantly

Log into your external bank account so we can verify you own the account

Or

Verify with bank deposits

Verify small deposits posted to your bank account in 1 to 2 business days.

#### More Transfer Options

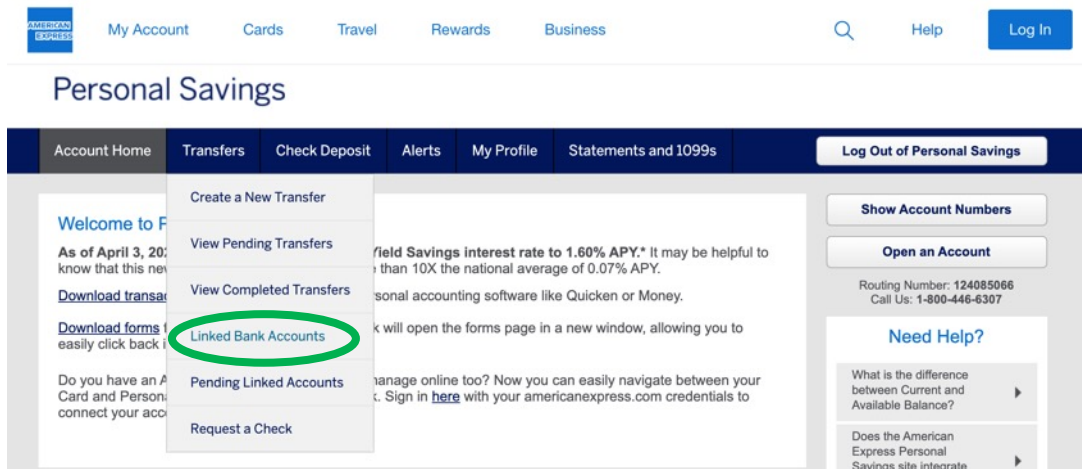
[Send a Wire](#)

[Receive a Wire](#)

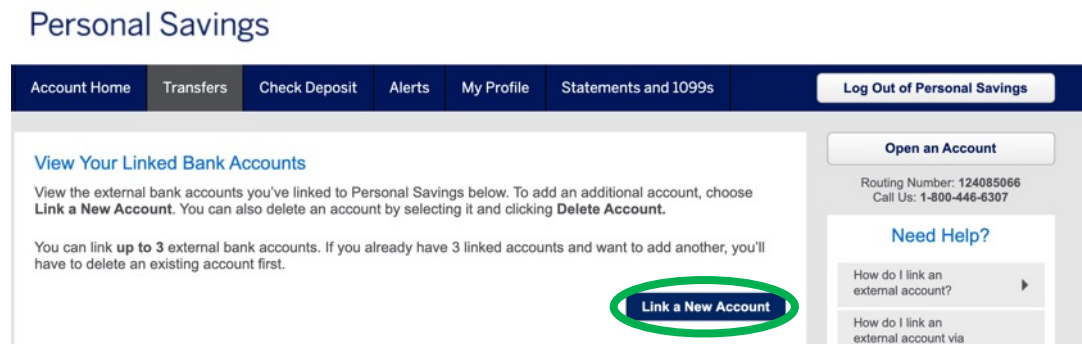
[Manage Linked Accounts](#)

[Other Invest Transfers](#)

1) Click “Transfers” and select the sub-menu “Linked Bank Accounts”



2) Click “Link a New Account”



3) Provide checking account information and click “Submit”

### Max Checking Users:

You can find your routing and account number on the Checking tab atop your Max Dashboard.

**AMERICAN EXPRESS** My Account Cards Travel Rewards Business

### Link a New External Bank Account

Transfer funds to and from your Personal Savings accounts by linking your external bank accounts to your Personal Savings account.

Type:

Owner:

Bank Routing Number:

Account Number:

Bank Name:

Create an Account Nickname:  (Optional)

How would you like to link your accounts?:

**Test Deposits**

**By Mail** (Authorization Form and Check)

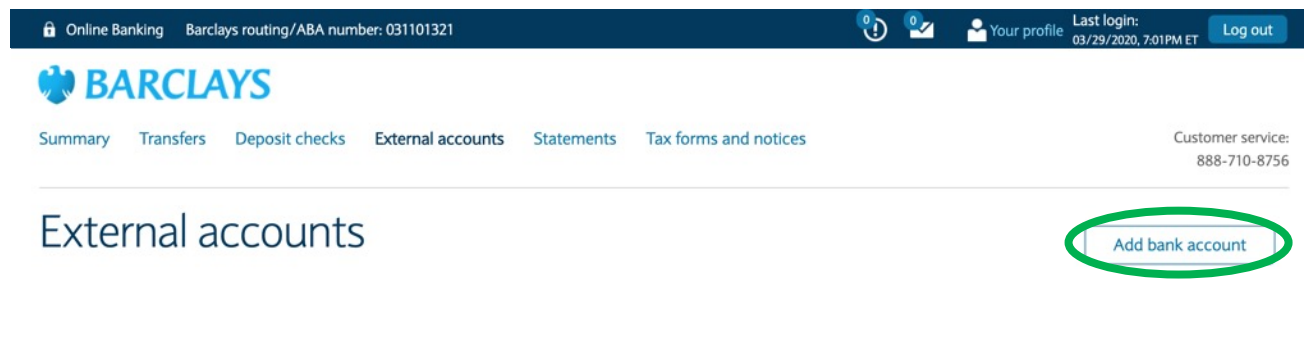
By clicking **Submit** below, I authorize American Express National Bank to link my external personal account(s) listed above, and certify that I own the external personal account(s) listed and am authorized to transfer funds out of such personal account(s). I also certify that no external account listed above is a business, commercial, trust, or fiduciary account.

**Submit**

1) Select 'External accounts'



2) Select 'Add bank account'



3) Note regarding trial deposits

## Add a bank account

**Important information about verifying your account:**

For security reasons, we use test deposits as part of the external account verification process. 2 to 3 business days after you add a link to your Barclays account, we'll make two test deposits of less than \$1.00 into your external account.

We'll then ask you to log in to your Barclays account and report the amounts of those test deposits. After you have confirmed the test deposits amounts, you'll be able to begin transferring money between your Barclays account and your external account.

We will send you an email with the verification step after the test deposits are made.



## 4) Provide checking account details

### Max Checking Users:

You can find your routing and account number on the Checking tab atop your Max Dashboard.

## Add a bank account

### Important information about verifying your account:

For security reasons, we use test deposits as part of the external account verification process. 2 to 3 business days after you add a link to your Barclays account, we'll make two test deposits of less than \$1.00 into your external account.

We'll then ask you to log in to your Barclays account and report the amounts of those test deposits. After you have confirmed the test deposits amounts, you'll be able to begin transferring money between your Barclays account and your external account.

We will send you an email with the verification step after the test deposits are made.

### Bank account details

Routing number

[Where can I find this?](#)

Account number

[Where can I find this?](#)

Confirm account number

Account type

Nickname

External account owner

**Review**

Cancel

## 5) Review checking account details



[Summary](#) [Transfers](#) [Deposit checks](#) [External accounts](#) [Statements](#) [Tax forms and notices](#)

## Review bank account

Confirm or edit your external account

Max Checking	<a href="#">Edit</a>
Routing number	
Account number	
Account type	Checking
External account owner	

**Submit**